

TONGUE SANITIZATION

60-80% of all bacteria

are on your tongue



www.ts-1.com

The TS1 Tongue Vacuum Cleaner

Why do tongue cleaning in the dental office?

- approximately 60% of all bacteria in the mouth lie on the tongue (Quiryrenen et al.2009)
- the bacterial coating on the tongue is the main cause of halitosis
- every professional oral prophylaxis procedure should include tongue cleaning

Intraoral Reasons for Halitosis	
Tongue Coating	43,4%
Gingivitis	3,8%
Periodontosis	7,4%
Tongue Coating + Gingivitis/Periodontosis	18,2%
Xerostomia (Dryness of the Mouth)	2,5%
Tooth Diseases (Caries ...)	0,4%
Candida	0,2%
total:	75,9%

Quiryrenen M. et al. Characteristics of 2000 patients who visited a halitosis clinic. J Clin Periodontol 2009;36:970-975

Why using the TS1 Tongue Vacuum Cleaner?

- significantly better tongue cleaning compared to conventional tongue scrapers
- deep cleaning of the tongue through the vacuuming of the bacterial tongue coating
- removal of the bacterial tongue coating from the oral cavity
- low gagging reflex by the patients
- no irritation or trauma of the tongue papillae




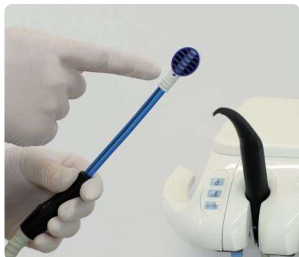
Pic. 1:
The TS1 Tongue Vacuum Cleaner - nub side for massaging in a cleansing gel, ribbed side for vacuuming.

Areas of application

The TS1 is the ideal complement to every professional oral prophylaxis procedure, for Full Mouth Disinfection (FMD) and for specific treatment against halitosis.

TS1 – Totally Simple, Totally Swift, Totally Sanitized

 **The TS1 Tongue Vacuum Cleaner** is, thanks to its ease of use, ideal for all dental professionals: It simply fits onto the saliva ejector and is immediately ready for action. No further instructions are required.



Pic. 2: Attach the TS1 tongue vacuum cleaner




Pic. 3: Apply the gel to the nub side



Pic. 4: Massage the gel with the nub side on to the tongue



Pic. 5: Vacuum clean the tongue with the ribbed side – finished!

 **The result** of tongue sanitization with the TS1 is immediately visible. As with a freshly vacuumed deep pile carpet, you can see the sanitized area of the tongue after treating it with the ribbed side of the TS1.

Gentle functioning

The design of the TS1 with soft plastic elements enables gentle cleansing of the tongue without irritating or causing trauma to the papillae.

Just one minute

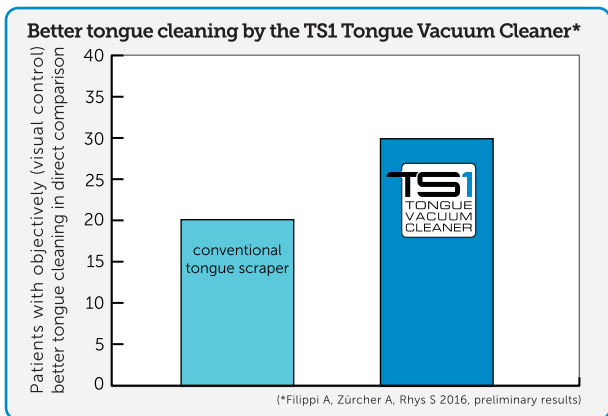
Conduct the professional oral prophylaxis procedure as usual. For a really comprehensive procedure, use the TS1 Tongue Vacuum Cleaner to remove the tongue coating, thereby eliminating the largest bacteria reservoir in the oral cavity. Additional time required: approx. only one minute.

Better tongue cleaning by the TS1 Tongue Vacuum Cleaner

Positive patient feedback

Patients report a fully clean and fresh feeling after a tongue cleaning with the TS1. Due to the low overall height of the TS1, the treatment is described as much more pleasant than conventional methods with a rotating brush and tongue scraper.

Efficiency and application study at the University of Basel



Prof. Dr. A. Filippi und Dr. A. Zürcher, University of Basel:
"The TS1 tongue vacuum cleaner is an enrichment for the dental prophylaxis to control the biofilm in the oral cavity. Our first research results show that the application is user-friendly and highly acceptable for patients."

Go straight to the application video here:



Deep cleansing of the tongue by vacuuming of the bacterial tongue coating

The TS1 Tongue Gel

Improved glide and maximum freshness

The TS1 gel promotes the lubrication of the tongue during the cleaning procedure.

The bacterial tongue coating will be removed from the tongue together with the applied gel. For a long lasting fresh and clean feeling.



Pic. 6: TS1 Tongue Gel

The new TS1 Homecare Handle

For the continuation of tongue cleaning at home

In surgeries, the TS1 Tongue Vacuum Cleaner may only be used as a disposable product. Together with the TS1 Homecare Handle, it is the ideal opportunity to encourage tongue cleaning at home - and at the same time a chance to use the TS1 in a sustainable manner.



Pic. 7: Rinse the TS1 thoroughly after use in the surgery



Pic. 8: Apply the TS1 to the TS1 Homecare Handle



Pic. 9: A full-fledged TS1 Tongue Cleaner for use at home

The TS1 Tongue Vacuum Cleaner

The **TS1 Tongue Vacuum Cleaner** is a high-quality product, produced in Germany in accordance with ISO 9001.



Pic. 10: The TS1 Tongue Vacuum Cleaner

patent pending

Contact



TSpro GmbH

Von-Drais-Straße 45

77855 Achern

Germany

Tel.: +49 (0) 7841 / 629940

Fax.: +49 (0) 7841 / 62 99 49

E-mail: info@ts-1.com

Internet: www.ts-1.com

www.ts-1.com