

Instruction Manual



www.ts-1.com

Preparation:

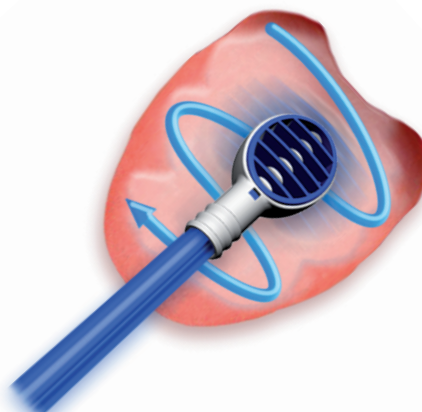
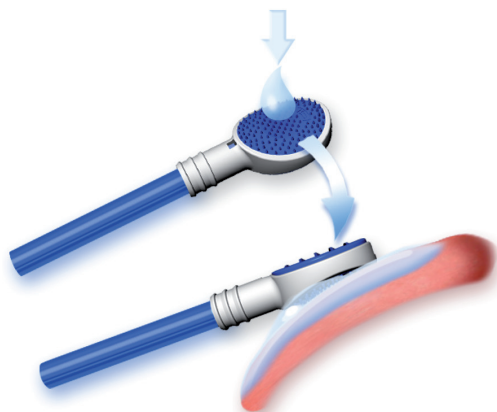


Additional Material:

- Standard disposable saliva ejector with removable cap.
- Disposable gloves.
- Gauze 5x5 cm to hold the tongue.
- Optional: tongue cleaning gel.

- For hygiene reasons it is strongly recommended to wear disposable gloves.
- Remove the cap from the saliva ejector tube.
- Put the **TS1 Tongue Vacuum Cleaner** tightly onto the end of the saliva ejector tube as far as it will go and **make sure the saliva ejector tube is fully visible through the small window.**
- Then connect the tube to the extraction device.

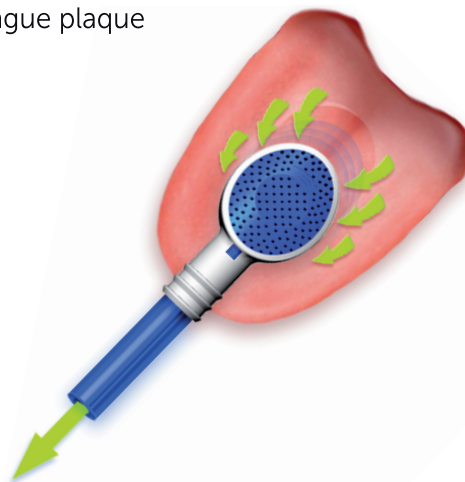
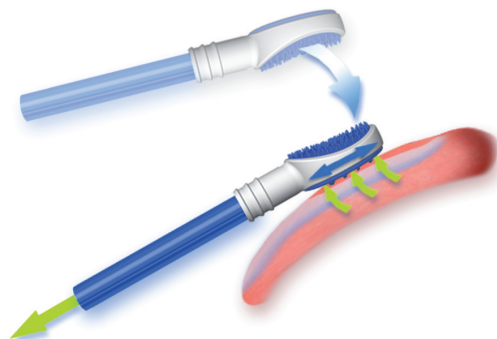
Step 1 (optional): Applying tongue cleaning gel to the tongue



1. Apply a small drop of tongue cleaning gel to the knobby side of the **TS1 Tongue Vacuum Cleaner**

2. Fix the tongue carefully with some moist gauze and then spread the tongue cleaning gel evenly from the back to the top of the tongue.

Step 2 : Gently remove the tongue plaque



1. Turn over the **TS1 Tongue Vacuum Cleaner** and gently apply the side with the lamellae to the tongue. Gently move the **TS1** backwards and forwards on the tongue from the tip to the back in order to raise up the tongue papillae.

2. Finally evenly vacuum the tongue to remove the tongue plaque.

Application:





The TS1 Tongue Vacuum Cleaner is an effective solution for professional deep-cleansing of the tongue in dental surgeries. The TS1 Tongue Vacuum Cleaner easily fits onto the saliva ejector of the treatment unit, thereby enabling the gentle and effective removal of bacterial tongue coatings.

Conduct the professional oral prophylaxis procedure as usual. For a really comprehensive result, use the TS1 Tongue Vacuum Cleaner to remove the tongue coating. This will eliminate the largest bacteria reservoir in the oral cavity. Additional time required: approx. one minute.

The TS1 is the ideal complement to every professional oral prophylaxis procedure, for Full Mouth Disinfection (FMD) and for specific treatment against halitosis.

The treatment can be enhanced by pre-treating the tongue with a tongue cleaning gel, which considerably increases the feeling of freshness experienced by the patient.

Important information:

-  **Ingestion hazard if used improperly! Read preparation instructions carefully!** Check before each use of the TS1 Tongue Vacuum Cleaner its regulatory and firm fit at the saliva ejector. The TS1 may be used only once! After plugging onto the saliva ejector do not remove and plug in again!
-  The single used TS1 fits to existing, standardized saliva ejector with removable cap (Ø 6.5 mm ; variable length typically 12.5 cm and 15 cm).
-  Safety Information: **Do not use contrary to instructions.** Reuse could be a cause of acute or chronic infection of the patient . When handling please observe a proper hygiene procedure.
-  non sterile

Delivery content:

TS1 Tongue Vacuum Cleaner, patent pending

Made in Germany according ISO 9001

REF 0/757

TSpro GmbH, Ottostr. 18, D-76227 Karlsruhe, Germany, www.ts-1.com